



Erasmus+ Programme (ERASMUS)

Application Form

Administrative Forms (Part A)

Technical Description (Part B)

(ERASMUS Operating Grants)

Version 1.0
25 February 2021

Disclaimer

This document is aimed at informing applicants for EU funding. It serves only as an example. The actual web forms and templates are provided in the Funding & Tenders Portal Submission System (and may contain certain differences). The applications (including annexes and supporting documents) must be prepared and submitted online via the Portal



IMPORTANT NOTICE

What is the Application Form?

The Application Form is the template for EU grants applications; it must be submitted via the EU Funding & Tenders Portal before the call deadline.

The Form consists of 2 parts:.

- Part A contains structured administrative information
- Part B is a narrative technical description of the project.

Part A is generated by the IT system. It is based on the information which you enter into the Portal Submission System screens.

Part B needs to be uploaded as PDF (+ annexes) in the Submission System. The templates to use are available there.


How to prepare and submit it?


The Application Form must be prepared by the consortium and submitted by a representative. Once submitted, you will receive a confirmation.

Character and page limits:

- page limit 40 pages for calls for low value grants (60 000 or below); 70 pages for all other calls (unless otherwise provided for in the Call document)
- supporting documents can be provided as an annex and do not count towards the page limit
- minimum font size — Arial 9 points
- page size: A4
- margins (top, bottom, left and right): at least 15 mm (not including headers & footers).

Please abide by the formatting rules. They are NOT a target! Keep your text as concise as possible. Do not use hyperlinks to show information that is an essential part of your application.

 If you attempt to upload an application that exceeds the specified limit, you will receive an automatic warning asking you to shorten and re-upload your application. For applications that are not shortened, the excess pages will be made invisible and thus disregarded by the evaluators.

 **Please do NOT delete any instructions in the document. The overall page limit has been raised to ensure equal treatment of all applicants.**

ADMINISTRATIVE FORMS (PART A)

Part A of the Application Form must be filled out directly in the Portal Submission System screens.

Example, not to complete

Call:

()

Topic:

Type of Action:

Proposal number:

Proposal acronym:

Type of Model Grant Agreement:

Table of contents

Section	Title	Action
1	General information	
2	Participants	
3	Budget	

How to fill in the forms

The administrative forms must be filled in for each proposal using the templates available in the submission system. Some data fields in the administrative forms are pre-filled based on the steps in the submission wizard.

Application forms

Proposal ID

Acronym

1 - General information

Field(s) marked * are mandatory to fill.

Topic	Type of Action
Call	Type of Model Grant Agreement
Acronym	<input type="text" value="Acronym is mandatory"/>
Language	<input type="text" value="Please select a language"/>
Proposal title	<input type="text" value="Max 200 characters (with spaces). Must be understandable for non-specialists in your field."/>
	<small>Note that for technical reasons, the following characters are not accepted in the Proposal Title and will be removed: < > " &</small>
Duration in months	<input type="text" value="Estimated duration of the project in full months."/>
Fixed keyword 1	<input type="text"/> <input type="button" value="Add"/>
Free keywords	<input type="text" value="Enter any words you think give extra detail of the scope of your proposal (max 200 characters with spaces)."/>

How will your project contribute to the Priorities of the European Commission?

Please select at least one Priority or "not applicable". For each Priority selected, indicate also at least one Domain and at least one Policy Area.

Visit the EC website https://ec.europa.eu/info/strategy/priorities-2019-2024_en for more information.

Priorities are applicable Priorities are not applicable

1	<input type="text" value="Priority:"/> <input type="text" value="Domain:"/> <input type="text" value="Policy area:"/>	<input type="button" value="Remove"/>
---	---	---------------------------------------

Application forms

Proposal ID

Acronym

Abstract

Short summary (max. 2,000 characters, with spaces) to clearly explain:

- o Objectives
- o Activities
- o Type and number of persons benefiting from the project
- o Expected results
- o Type and number of outputs to be produced

Will be used as the short description of the proposal in the evaluation process and in communications with the programme management committees and other interested parties.

- Do not include any confidential information.
- Use plain typed text, avoiding formulae and other special characters.

If the proposal is written in a language other than English, please include an English version of this abstract in the "Technical Annex" section.

Remaining characters

2000

Has this proposal (or a very similar one) been submitted in the past 2 years in response to a call for proposals under any EU programme, including the current call?

Yes No

Please give the proposal reference or contract number.

Previously submitted proposals should be with either 6 or 9 digits.

Remove

Declarations

Field(s) marked * are mandatory to fill.

- 1) We declare to have the explicit consent of all applicants on their participation and on the content of this proposal. *
- 2) We confirm that the information contained in this proposal is correct and complete and that none of the project activities have started before the proposal was submitted (unless explicitly authorised in the call conditions).
- 3) We declare:
 - to be fully compliant with the eligibility criteria set out in the call
 - not to be subject to any exclusion grounds under the [EU Financial Regulation 2018/1046](#)
 - to have the financial and operational capacity to carry out the proposed project.
- 4) We acknowledge that all communication will be made through the Funding & Tenders Portal electronic exchange system and that access and use of this system is subject to the [Funding & Tenders Portal Terms and Conditions](#).
- 5) We have read, understood and accepted the [Funding & Tenders Portal Terms & Conditions](#) and [Privacy Statement](#) that set out the conditions of use of the Portal and the scope, purposes, retention periods, etc. for the processing of personal data of all data subjects whose data we communicate for the purpose of the application, evaluation, award and subsequent management of our grant, prizes and contracts (including financial transactions and audits).

The coordinator is only responsible for the information relating to their own organisation. Each applicant remains responsible for the information declared for their organisation. If the proposal is retained for EU funding, they will all be required to sign a declaration of honour.

False statements or incorrect information may lead to administrative sanctions under the EU Financial Regulation.

Application forms

Proposal ID

Acronym

2 - Participants

List of participating organisations

#	Participating Organisation Legal Name	Country	Action
1			

Example, not to complete

Application forms

Proposal ID

Acronym **Acronym is mandatory**

Short name

organisation data

PIC	Legal name	
Accreditation type	Accreditation number	Expiration date
<i>Erasmus Charter for Higher Education</i>		
Short name:		
Address		
	Street	
	Town	
	Postcode	
	Country	
	Webpage	
Specific Legal Statuses		
Legal person	unknown	
Public body	unknown	
Non-profit	unknown	
International organisation	unknown	
Secondary or Higher education establishment	unknown	
Research organisation	unknown	
SME Data		
Based on the below details from the Beneficiary Registry the organisation is not an SME (small- and medium-sized enterprise) for the call.		
SME self-declared status.....	unknown	
SME self-assessment	unknown	
SME validation sme	unknown	

Application forms

Proposal ID

Acronym **Acronym is mandatory**

Short name

Departments carrying out the proposed work

Department 1

Department name *Name of the department/institute carrying out the work.*

not applicable

Same as proposing organisation's address

Street *Please enter street name and number.*

Town *Please enter the name of the town.*

Postcode *Area code.*

Country *Please select a country*

Links with other participants

Type of link	Participant

Application forms

Proposal ID

Acronym **Acronym is mandatory**

Short name

Main contact person

The name and e-mail of contact persons are read-only in the administrative form, only additional details can be edited here. To give access rights and basic contact details of contact persons, please go back to step - Manage your related parties of the submission wizard and save the changes.

Title _____

Gender Woman Man Non Binary

First name

Last name

E-Mail

Position in org. Please indicate the position of the person.

Department *Name of the department/institute carrying out the work.*

Same as organisation name

Same as proposing organisation's address

Street *Please enter street name and number.*

Town *Please enter the name of the town.*

Post code *Area code.*

Country *Please select a country*

Website *Please enter website*

Phone *+xxx xxxxxxxxxx*

Phone 2 *+xxx xxxxxxxxxx*

Application forms

Proposal ID

Acronym **Acronym is mandatory**

3 - Budget

No.	Name of beneficiary	Country	A. Personnel costs - without volunteers /€	A. Personnel costs – volunteers /€	B. Subcontracting costs/€	C. Purchase costs - Travel and subsistence/€	C. Purchase costs - Equipment/€	C. Purchase costs - Other goods, works and services/€	Total eligible costs/€	Ineligible costs	Total estimated project costs and contributions	Funding rate	Maximum EU contribution to eligible costs	Requested EU contribution to eligible costs	Max grant amount	Income generated by the project	In kind contributions	Financial contributions	Own resources	Total estimated project income
			(a1)	(a2)	(b)	(c1)	(c2)	(c3)	(h)	(j)	(k)	(U)	(l)	(m)	(n)	(o)	(p)	(q)	(r)	(s)
1			0	0	0	0	0	0	0,00	0	0		0,00	0,00	0,00	0	0	0	0	0,00
	Total		0	0	0	0	0	0	0,00	0	0		0,00	0,00	0,00	0	0	0	0	0,00

Example, not to complete

Validation result

Show Error

The red 'Show Error' button indicates an error due to a missing or incorrect value related to the call eligibility criteria. The submission of the proposal **will be blocked** unless that specific field is corrected!

Show Warning

The yellow 'Show Warning' button indicates a warning due to a missing or incorrect value related to the call eligibility criteria. The submission of the proposal **will not be blocked** (proposal will be submitted with the missing or incorrect value).

Section

Description

The form has not yet been validated, click "Validate Form" to do so!

Example, not to complete

Example, not to complete

TECHNICAL DESCRIPTION (PART B)

COVER PAGE

Part B of the Application Form must be downloaded from the Portal Submission System, completed and then assembled and re-uploaded as PDF in the system.

Note: Please read carefully the conditions set out in the Call document/Programme Guide (for open calls: published on the Portal). Pay particular attention to the award criteria; they explain how the application will be evaluated.

PROJECT	
Project name:	[project title]
Project acronym:	[acronym]
Coordinator contact:	[name NAME], [organisation name]

TABLE OF CONTENTS

ADMINISTRATIVE FORMS (PART A).....	3
TECHNICAL DESCRIPTION (PART B).....	4
COVER PAGE.....	4
PROJECT SUMMARY.....	5
1. RELEVANCE.....	5
1.1 Profile.....	5
1.2 Mission statement, vision and EU objectives.....	5
1.3 Contribution to EU policy.....	5
2. QUALITY.....	5
2.1 PROJECT DESIGN AND IMPLEMENTATION.....	5
2.1.1 Management, quality assurance and monitoring and evaluation strategy.....	6
2.1.2 Team, staff and experts.....	6
2.1.3 Financial management and cost effectiveness.....	6
2.1.4 Risk management.....	7
3. IMPACT.....	7
3.1 Impact.....	7
3.2 Communication, dissemination and visibility.....	7
4. WORK PLAN, WORK PACKAGES, TIMING AND SUBCONTRACTING.....	8
4.1 Work plan.....	8
4.2 Work packages and activities.....	8
Work Package 1.....	8
Work Package.....	12
Overview of Work Packages.....	12
Events and Trainings.....	13
4.3 Timetable.....	13
4.4 Subcontracting.....	14
5. OTHER.....	16
5.1 Ethics.....	16
5.2 Security.....	16
6. DECLARATIONS.....	16
ANNEXES.....	17

PROJECT SUMMARY

Project summary (in English)

See Abstract (Application Form Part A).

1. RELEVANCE

1.1 Profile

Profile

Present your organisation. Describe size, structure, activities and composition/membership.

Insert text

1.2 Mission statement, vision and EU objectives

Mission statement, vision and objectives

Describe the mission statement, vision and overall objectives of your organisation (as defined in key stakeholder documents).

Describe how your organisation pursues an aim of general EU interest or has objectives that contribute to the EU policy objectives set out in the call.

Describe the specific objectives for the period covered by the EU grant. The objectives should be clear, measurable, realistic and achievable within the duration of the project. For each objective, define appropriate indicators for measuring achievement (including a unit of measurement, baseline value and target value).

Insert text

1.3 Contribution to EU policy

Relevance

How do your organisation's activities address the objectives and themes and priorities of the call to which you are applying? What is your organisation's contribution?

Insert text

2. QUALITY

2.1 PROJECT DESIGN AND IMPLEMENTATION

2.1.1 Management, quality assurance and monitoring and evaluation strategy

Management, quality assurance and monitoring and evaluation strategy

Describe the operational structure of your organisation (organisational chart). Provide CVs of all key actors.

Describe your decision-making processes and how you ensure effective internal communication, planning and control.

Explain who is responsible for strategy and who for day-to-day implementation. Explain the internal communication processes to ensure transparent decision-making, coordination and conflict management.

Describe how you normally ensure quality and monitor and evaluate your activities.

Explain which quantitative and qualitative indicators you propose to use for the evaluation of the outreach and coverage of your activities.

Insert text

2.1.2 Team, staff and experts

Team and staff

Describe the teams and how they will work together to implement the work programme.

List your organisation's other staff and describe briefly their tasks.

Name and function	Role/tasks/professional profile and expertise

Outside resources (subcontracting, seconded staff, etc)

If you do not have all skills/resources in-house, describe how you intend to get them (contributions of members or partner organisations, subcontracting, etc).

If there is subcontracting, please also complete the table in section 4.

Insert text

2.1.3 Financial management and cost effectiveness

Financial management and cost effectiveness

Describe your organisational financial management structure (organisational chart).

Describe your financial decision-making processes and how you ensure financial planning and control (i.e. procedures for budget approval and monitoring). How do you certify and validate annual accounts? Which tools do you use to monitor budget execution, financial controls and external audits.

Confirm that your budget estimate complies with the principles of good value for money and cost effectiveness.

Insert text

2.1.4 Risk management

Critical risks and risk management strategy

Describe critical risks, uncertainties or difficulties related to the implementation of your project, and your measures/strategy for addressing them.

Indicate for each risk (in the description) the impact and the likelihood that the risk will materialise (high, medium, low), even after taking into account the mitigating measures.

Note: Uncertainties and unexpected events occur in all organisations, even if very well-run. The risk analysis will help you to predict issues that could delay or hinder specific project activities. A good risk management strategy adds to the project quality.

Risk No	Description	Work package No	Proposed risk-mitigation measures

3. IMPACT

3.1 Impact

Impact

Define the impact of your organisation's activities (both generally and with regard to the proposed activities).

Describe the problem and evidence base for your activities.

Who are your target groups? How will the target groups benefit concretely from the project and what would change for them?

Describe how effective your organisation is in its outreach.

Insert text

3.2 Communication, dissemination and visibility

Communication, dissemination and visibility of funding

Describe the communication and dissemination activities which are planned in order to promote the activities/results and maximise the impact (to whom, which format, how many, etc.). Clarify how you will reach the target groups, relevant stakeholders, policymakers and the general public and explain the choice of the dissemination channels.

Describe how the visibility of EU funding will be ensured.

Insert text

4. WORK PLAN, WORK PACKAGES, TIMING AND SUBCONTRACTING

4.1 Work plan

<p>Work plan</p> <p><i>Provide a brief description of the overall structure of the work plan (list of work packages or graphical presentation (Pert chart or similar)).</i></p>
<p>Insert text</p>

4.2 Work packages and activities

<p>WORK PACKAGES</p>
<p><i>This section concerns a detailed description of the project activities.</i></p> <p><i>Group your activities into work packages. A work package means a major sub-division of the project. For each work package, enter an objective (expected outcome) and list the activities, milestones and deliverables that belong to it. The grouping should be logical and guided by identifiable outputs.</i></p> <p><i>Projects should normally have a minimum of 2 work packages. WP1 should cover the management and coordination activities (meetings, coordination, project monitoring and evaluation, financial management, progress reports, etc) and all the activities which are cross-cutting and therefore difficult to assign to another specific work package (do not try splitting these activities across different work packages). WP2 and further WPs should be used for the other project activities. You can create as many work packages as needed by copying WP1.</i></p> <p><i>For Operating Grants, use WP1 for 'General management and running of the organisation' and the last WP for 'Dissemination and communication'.</i></p> <p><i>Work packages covering financial support to third parties (⚠ only allowed if authorised in the Call document/Programme Guide) must describe the conditions for implementing the support (for grants: max amounts per third party; criteria for calculating the exact amounts, types of activity that qualify (closed list), persons/categories of persons to be supported and criteria and procedures for giving support; for prizes: eligibility and award criteria, amount of the prize and payment arrangements).</i></p> <p>⚠ Enter each activity/milestone/output/outcome/deliverable only once (under one work package).</p>

Work Package 1

Work Package 1: [Name, e.g. Project management and coordination]					
Duration:	MX - MX	Lead Beneficiary:	1-Short name		
Objectives					
<i>List the specific objectives to which this work package is linked.</i>					
▪					
Activities (what, how, where) and division of work					
<i>Provide a concise overview of the work (planned tasks). Be specific and give a short name and number for each task.</i>					
<i>Show who is participating in each task: Coordinator (COO), Beneficiaries (BEN), Affiliated Entities (AE), Associated Partners (AP), indicating in bold the task leader. (n/a for OG)</i>					
<i>Add information on other participants' involvement in the project e.g. subcontractors, in-kind contributions.</i>					
Note:					
<i>In-kind contributions: In-kind contributions for free are cost-neutral, i.e. cannot be declared as cost. Please indicate the in-kind contributions that are provided in the context of this work package.</i>					
<i>The coordinator remains fully responsible for the coordination tasks, even if they are delegated to someone else. Coordinator tasks cannot be subcontracted.</i>					
<i>If there is subcontracting, please also complete the table below.</i>					
Task No (continuous numbering linked to WP)	Task Name	Description	Participants		In-kind Contributions and Subcontracting (Yes/No and w hich)
			Name	Role (COO, BEN, AE, AP, OTHER)	
T1.1					
T1.2					
Milestones and deliverables (outputs/outcomes)					
<i>Milestones are control points in the project that help to chart progress. Use them only for major outputs in complicated projects. Otherwise leave the section on milestones empty.</i>					
<i>Means of verification are how you intend to prove that a milestone has been reached. If appropriate, you can also refer to indicators.</i>					
<i>Deliverables are project outputs which are submitted to show project progress (any format). Refer only to major outputs. Do not include minor sub-items, internal working papers, meeting</i>					

minutes, etc. Limit the number of deliverables to max 10-15 for the entire project. You may be asked to further reduce the number during grant preparation.

For deliverables such as meetings, events, seminars, trainings, workshops, webinars, conferences, etc., enter each deliverable separately and provide the following in the 'Description' field: invitation, agenda, signed presence list, target group, number of estimated participants, duration of the event, report of the event, training material package, presentations, evaluation report, feedback questionnaire.

For deliverables such as manuals, toolkits, guides, reports, leaflets, brochures, training materials etc., add in the 'Description' field: format (electronic or printed), language(s), approximate number of pages and estimated number of copies of publications (if any).

For each deliverable you will have to indicate a due month by when you commit to upload it in the Portal. The due month of the deliverable cannot be outside the duration of the work package and must be in line with the timeline provided below. Month 1 marks the start of the project and all deadlines should be related to this starting date.

The labels used mean:

Public — fully open (⚠ automatically posted online on the Project Results platforms)

Sensitive — limited under the conditions of the Grant Agreement

EU classified — RESTREINT-UE/EU-RESTRICTED, CONFIDENTIEL-UE/EU-CONFIDENTIAL, SECRET-UE/EU-SECRET under Decision [2015/444](#).

Milestone No (continuous numbering not linked to WP)	Milestone Name	Work Package No	Lead Beneficiary	Description		Due Date (month number)	Means of Verification
MS1		1					
MS2		1					
Deliverable No (continuous numbering linked to WP)	Deliverable Name	Work Package No	Lead Beneficiary	Type	Dissemination Level	Due Date (month number)	Description (including format and language)
D1.1		1		[R — Document, report] [DEM — Demonstrator, pilot, prototype] [DEC — Websites, patent filings, videos, etc] [DATA — data sets microdata, etc] [DMP — Data Management Plan] [ETHICS]	[PU — Public] [SEN — Sensitive] [R-UE/EU-R — EU Classified] [C-UE/EU-C — EU Classified] [S-UE/EU-S — EU Classified]		

				[SECURITY] [OTHER]		
D1.2		1		[R — Document, report] [DEM — Demonstrator, pilot, prototype] [DEC — Websites, patent filings, videos, etc] [DATA — data sets, microdata, etc] [DMP — Data Management Plan] [ETHICS] [SECURITY] [OTHER]	[PU — Public] [SNC — Sensitive] [R-UE/EU-R — EU Classified] [C-UE/EU-C — EU Classified] [S-UE/EU-S — EU Classified]	

Estimated budget — Resources															
Participant	Costs														
	A. Personnel		B. Subcontracting	C.1 Travel			C.1 Accommodation	C.1 Subsistence	C.2 Equipment	C.3 Other goods, works and services	D.1 Financial support to third parties		E. Indirect costs <i>(n/a for OG)</i>	Total costs	
[name]	X person months	X EUR	X EUR	X travels	X persons travelling	X EUR	X EUR	X EUR	X EUR	X EUR	X EUR	X grants	X EUR	n/a	X EUR
[name]	X person months	X EUR	X EUR	X travels	X persons travelling	X EUR	X EUR	X EUR	X EUR	X EUR	X EUR	X prizes	X EUR	n/a	X EUR

Call: [insert call identifier] — [insert call name]

					g									
Total	X person months	X EUR	X EUR	X travels	X persons travelling	X EUR	X EUR	X EUR	X EUR	X EUR	X grants X prizes	X EUR	n/a	X EUR]

Work Package ...

To insert work packages, copy WP1 as many times as necessary.

Overview of Work Packages

Staff effort per work package						
Fill in the summary on work package information and effort per work package.						
Work Package No	Work Package Title	Lead Participant No	Lead Participant Short Name	Start Month	End Month	Person-Months
1						
2						
3						
4						
					Total Person-	

					Months	
--	--	--	--	--	--------	--

Events and Trainings

Events and trainings							
<p><i>This table is to be completed for events that have been mentioned as part of the activities in the work packages above. Give more details on the type, location, number of persons attending, etc.</i></p>							
Event No (continuous numbering linked to WP)	Participant	Description					Attendees
		Name	Type	Area	Location	Duration (day s)	Number
E1.1	[name]	[name]	[insert type, e.g. training, workshop, conference, event, etc.]	[insert topics addressed, types of skills/knowledge acquired, etc]	[city, country]	[number]	[number]
E1.2	[name]	[name]	[insert type, e.g. training, workshop, conference, event, etc.]	[insert topics addressed, types of skills/knowledge acquired, etc]	[city, country]	[number]	[number]

4.3 Timetable

<p>Timetable</p> <p><i>Fill in cells in beige to show the duration of activities. Repeat lines/columns as necessary.</i></p> <p>Note: Use the project month numbers instead of calendar months. Month 1 marks always the start of the project. In the timeline you should indicate the timing of each activity per WP.</p>
--

ACTIVITY	MONTHS											
	M 1	M 2	M 3	M 4	M 5	M 6	M 7	M 8	M 9	M 10	M 11	M 12
Task 1.1 - ...												
Task 1.2 - ...												
Task ...												

4.4 Subcontracting

Subcontracting						
<p>Give details on subcontracted project tasks (if any) and explain the reasons why (as opposed to direct implementation by the Beneficiaries/Affiliated Entities).</p> <p>Subcontracting— Subcontracting means the implementation of ‘action tasks’, i.e. specific tasks which are part of the EU grant and are described in Annex 1 of the Grant Agreement.</p> <p>Note: Subcontracting concerns the outsourcing of a part of the project to a party outside the consortium. It is not simply about purchasing goods or services. We normally expect that the participants have sufficient operational capacity to implement the project activities themselves. Subcontracting should therefore be exceptional.</p> <p>Include only sub contracts that comply with the rules (i.e. best value for money and no conflict of interest; no subcontracting of coordinator tasks).</p>						
Work Package No	Subcontract No (continuous numbering linked to WP)	Subcontract Name (subcontracted action tasks)	Description (including task number and BEN to which it is linked)	Estimated Costs (EUR)	Justification (why is subcontracting necessary?)	Best-Value-for-Money (how do you intend to ensure it?)
	S1.1					
	S1.2					
Other issues: <i>If subcontracting for the work programme goes beyond 30% of the total eligible costs, give specific reasons.</i>			Insert text			

Example, not to complete

5. OTHER


5.1 Ethics

<p>Ethics (if applicable)</p> <p><i>If the Call document/Programme Guide contains a section on ethics, describe ethics issues that may arise during the project implementation and the measures you intend to take to solve/avoid them.</i></p> <p><i>Describe how you will ensure gender mainstreaming and children's rights in the project activities.</i></p>
<p>Insert text</p>

5.2 Security

<p>Security</p>
<p>Not applicable.</p>

6. DECLARATIONS

<p>Double funding</p> <p> Please note that there is a strict prohibition of double funding from the EU budget (except under EU Synergies actions).</p>	
<p>Information concerning other EU operating grants</p>	<p>YES/NO</p>
<p>We confirm that to our best knowledge we do not benefit from any other EU operating grant for the same period. If NO, explain and provide details.</p>	
<p>We confirm that we will not request any other EU operating grant for the same period. If NO, explain and provide details.</p>	

<p>Financial support to third parties (if applicable)</p> <p><i>If your project requires a higher maximum amount per third party than the threshold amount set in the Call document/Programme Guide, justify and explain why this is necessary in order to fulfil your project's objectives.</i></p>
<p>Insert text</p>

ANNEXES

LIST OF ANNEXES

Standard

Detailed budget table/Calculator (annex 1 to Part B) — *not applicable*

CV's (annex 2 to Part B) — *mandatory, if required in the Call document Programme Guide*

Annual activity reports (annex 3 to Part B) — *not applicable*

List of previous projects (annex 4 to Part B) — *mandatory, if required in the Call document/Programme Guide*

Special

Other annexes (annex 5 to Part B) — *mandatory, if required in the Call document/Programme Guide*

Example, not to complete

LIST OF PREVIOUS PROJECTS

List of previous projects					
<i>Please provide a list of your previous projects for the last 4 years.</i>					
Participant	Project Reference No and Title, Funding programme	Period (start and end date)	Role (COO, BEN, AE, OTHER)	Amount (EUR)	Website (if any)
[name]					
[name]					

HISTORY OF CHANGES		
VERSION	PUBLICATION DATE	CHANGE
1.0	25.02.2021	Initial version (new MFF).